

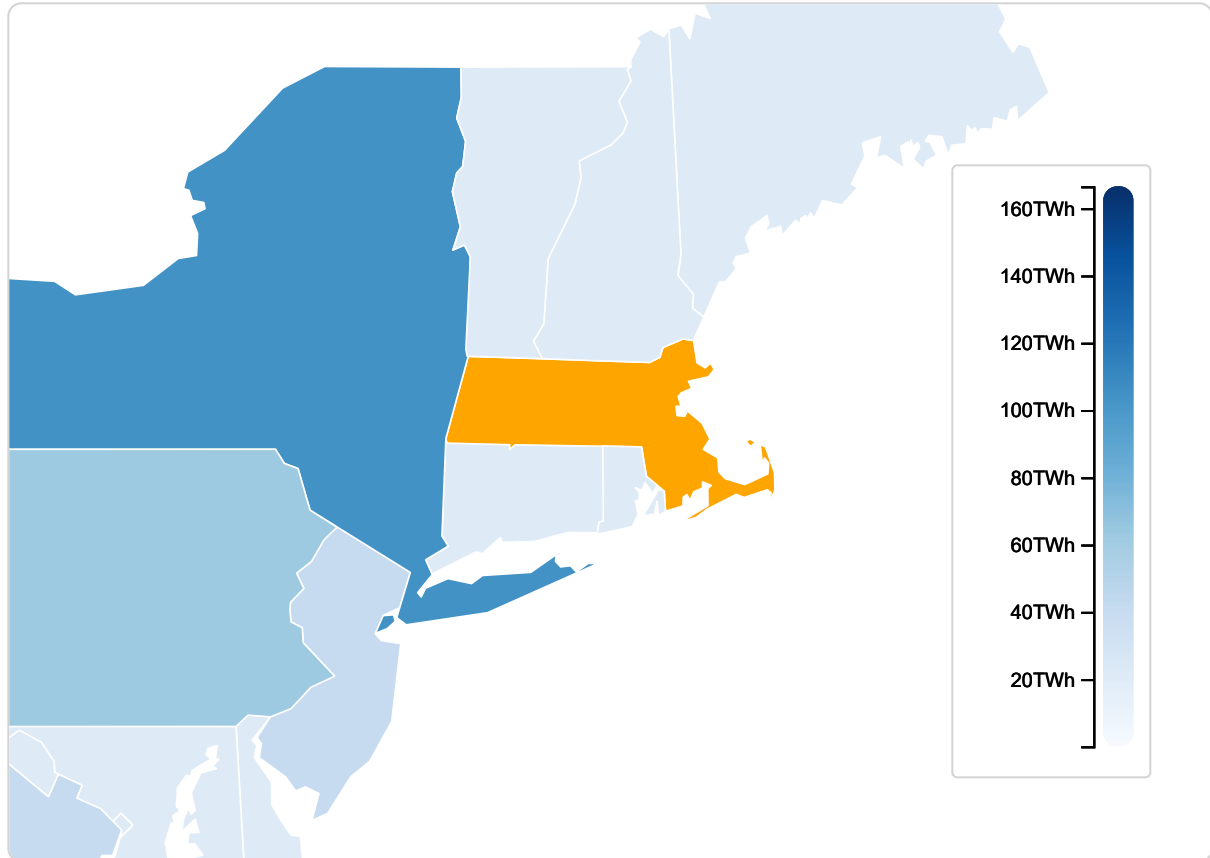
# ComStock National Load Profiles by State 2018

## Massachusetts

Fuel Type: all

Upgrade: Baseline

Output: energy\_consumption



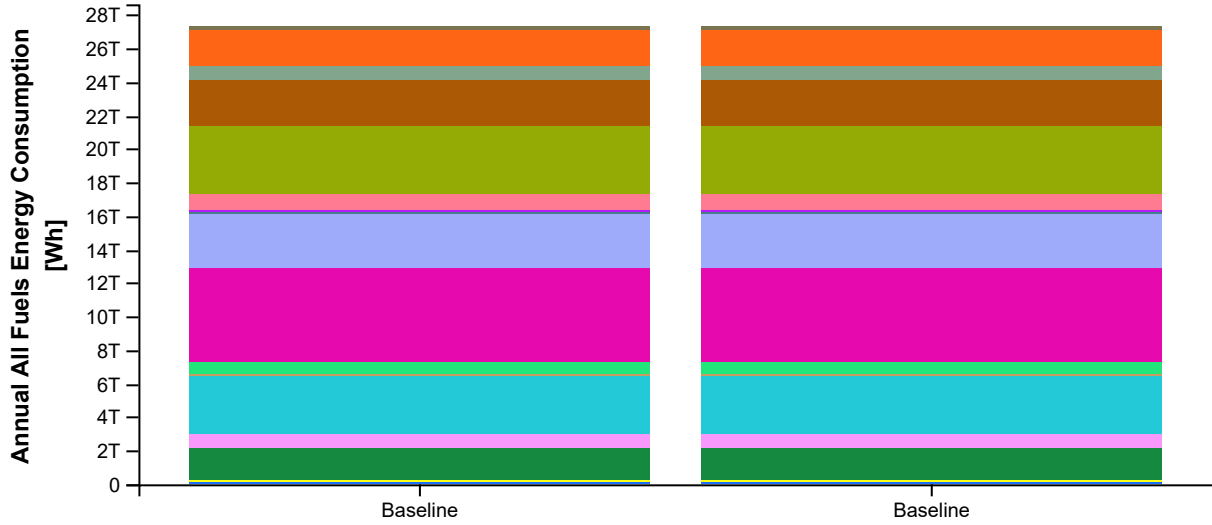
# ComStock National Load Profiles by State 2018

## Massachusetts

Fuel Type: all

Upgrade: Baseline

Output: energy\_consumption



Baseline vs Baseline

### Legend:

- District Cooling: Cooling
- District Heating: Heating
- District Heating: Water Systems
- Electricity: Cooling
- Electricity: Exterior Lighting
- Electricity: Fans
- Electricity: Heat Recovery
- Electricity: Heat Rejection
- Electricity: Heating
- Electricity: Interior Equipment
- Electricity: Interior Lighting
- Electricity: Pumps
- Electricity: Refrigeration
- Electricity: Water Systems
- Natural Gas: Heating
- Natural Gas: Interior Equipment
- Natural Gas: Water Systems
- Other Fuel: Heating
- Other Fuel: Water Systems

# ComStock National Load Profiles by State 2018

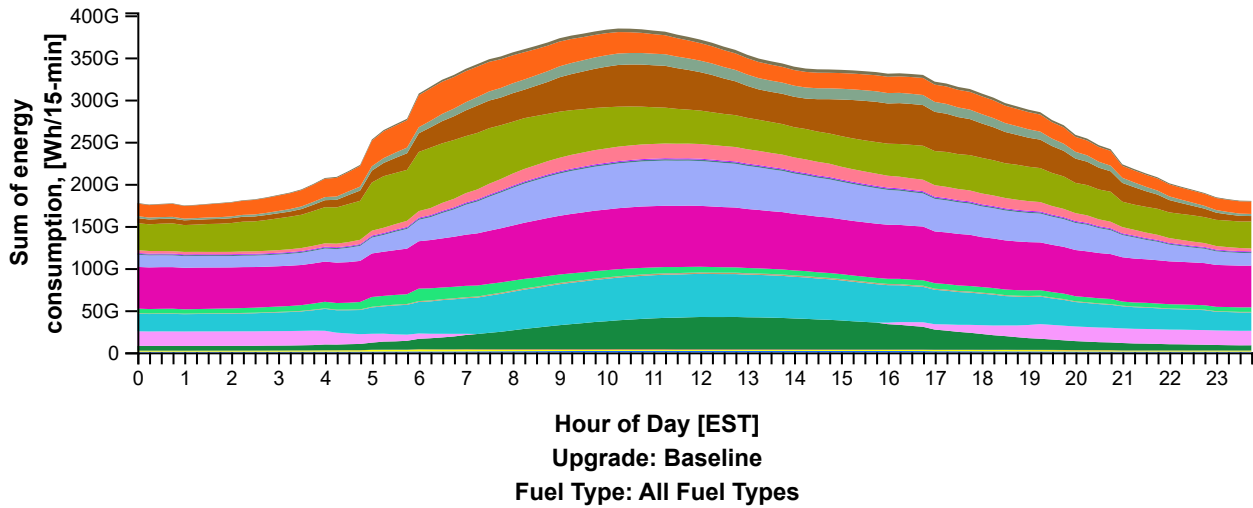
## Massachusetts

Fuel Type: all Upgrade: Baseline Output: energy\_consumption Aggregation Type: sum

Timeseries Range: day

Month Constraints: Jan to Dec

Sum of energy consumption, All Fuel Types, in Jan - Dec, by 15-minute interval of day



### Legend:

- District Cooling: Cooling    ● District Heating: Heating    ● District Heating: Water Systems    ● Electricity: Cooling
- Electricity: Exterior Lighting    ● Electricity: Fans    ● Electricity: Heat Recovery    ● Electricity: Heat Rejection    ● Electricity: Heating
- Electricity: Interior Equipment    ● Electricity: Interior Lighting    ● Electricity: Pumps    ● Electricity: Refrigeration
- Electricity: Water Systems    ● Natural Gas: Heating    ● Natural Gas: Interior Equipment    ● Natural Gas: Water Systems
- Other Fuel: Heating    ● Other Fuel: Water Systems

# ComStock National Load Profiles by State 2018

## Massachusetts

Fuel Type: all

Upgrade: Baseline

Output: energy\_consumption

